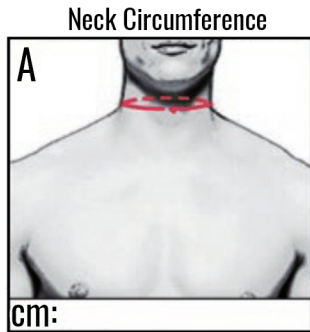


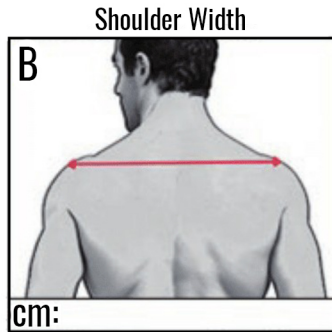
# TORQ RACEWEAR BESPOKE MEASUREMENT CHART

NAME: \_\_\_\_\_

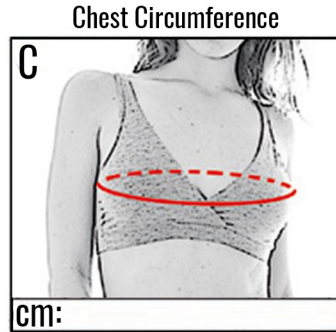
DATE: \_\_\_\_ / \_\_\_\_ / \_\_\_\_



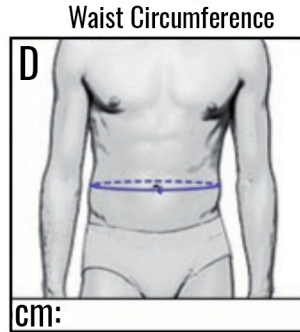
Measure at the widest point



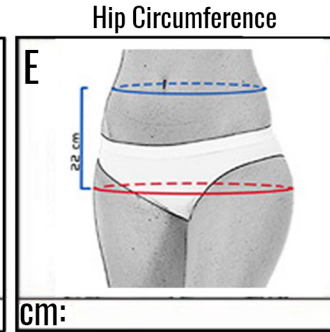
Measure shoulder width from the outside of each shoulder



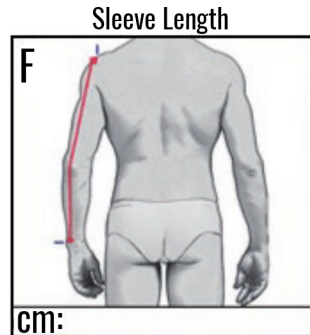
Take this measurement from the largest part of the chest



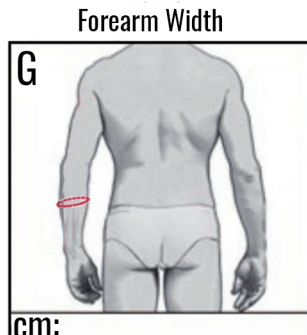
Take at belly button level with a relaxed posture



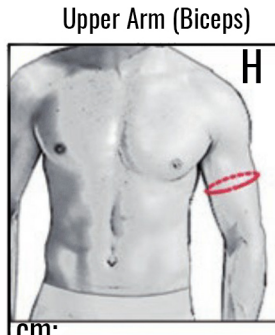
Measure around the hips at the largest point approx. 22cm from the waist



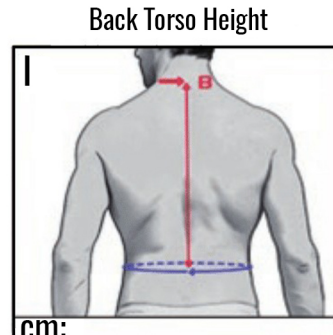
Shoulder Bone to Wrist Bone



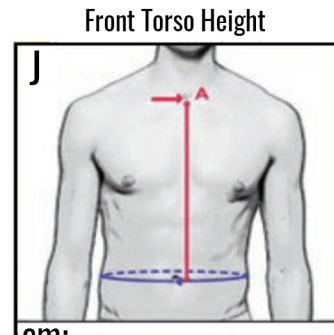
Measure at the widest point



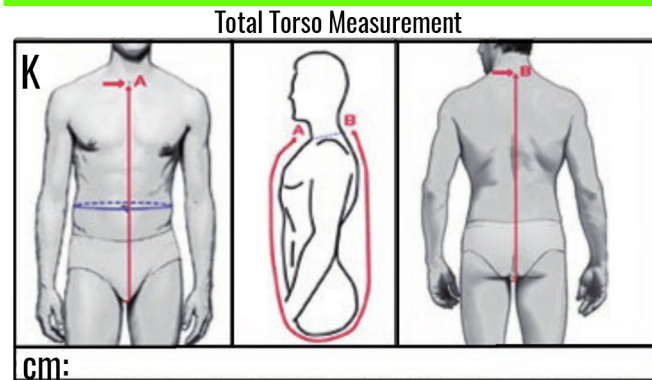
Measure at the widest point



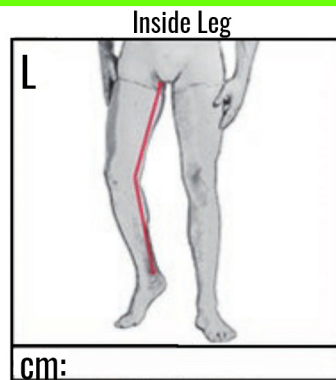
Neck Vertebra (B) to waist line



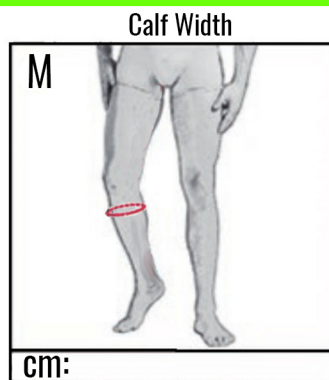
From Notch of the Neck (A) to the waist



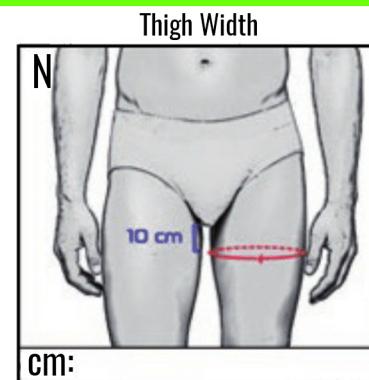
Start at Neck (A), Pass under the Crotch, and up to your lower neck Vertebra (B). One Measurement



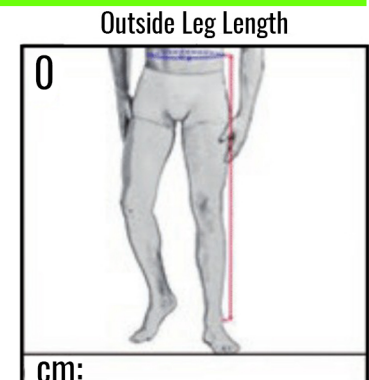
Crotch to Ankle



Measure at the widest point



Largest part of the thigh around 10cm from crotch



Waist to ankle Bone

Height (cm): \_\_\_\_\_

Weight (Kg): \_\_\_\_\_

Belt: Yes ☐ No ☐

Flag: \_\_\_\_\_

Leg Style: Cuff ☐ Nascar ☐

Pockets: Yes ☐ No ☐

Fit: Professional ☐ Regular ☐

I certify that the measurements have been taken correctly following the guide provided:

Signature \_\_\_\_\_

## HOW TO TAKE YOUR MEASUREMENTS:

Measurements are to be taken wearing the relevant nomex/sports underwear that is to be worn under the suit. The measurements are to be taken precisely, making sure the tape has no slack in it, do not add extra centimeters to the measurements. Kart Suits - If you wear a rib protector under the suit please take the measurements with this on.

## TORQ SUIT FITMENT:

Regular Fit - a looser type fit

Professional - a slimmer fit without compromising on comfort and movement in the car or kart

